

Scaled data based on original data using
LM-79-08 Approved Method: Electrical and Photometric Measurements of Solid-
State Lighting Products

Test Report Prepared for
Cooper Lighting Solutions
(formerly Eaton)

Brand: STREETWORKS

Report Number: P451888

Luminaire Tested: **GLAN-SA2D-740-U-T1**

Issue Date: 1/4/2021

Test Information

Test Method: LM-79-08
Report Number: P451888
TEST IS SCALED FROM IESNA LM-79-08 TEST DATA (G3-2011-042-5)
Test Lab: INNOVATION CENTER
Issue Date: 1/4/2021
Manufacturer: COOPER LIGHTING SOLUTIONS (FORMERLY EATON)
Product Line: STREETWORKS
Catalog Number: GLAN-SA2D-740-U-T1
Description: GALLEON AREA AND ROADWAY LUMINAIRE
(2) 70 CRI, 4000K, 1200mA LIGHTSQUARES WITH 16 LEDS EACH AND TYPE I OPTICS
Light Source: -
Ballast/Driver: ELECTRONIC DRIVER

Summary

Lumens per Lamp: N/A
Luminaire Lumens: 15529 lumens
Efficiency: N/A
Efficacy: 124.2 lumens/watt
Luminous Opening: Rectangular (W 0.5' x L: 1' x H: 0')
IES Classification: Type I - Short
BUG Rating: B4 - U0 - G4

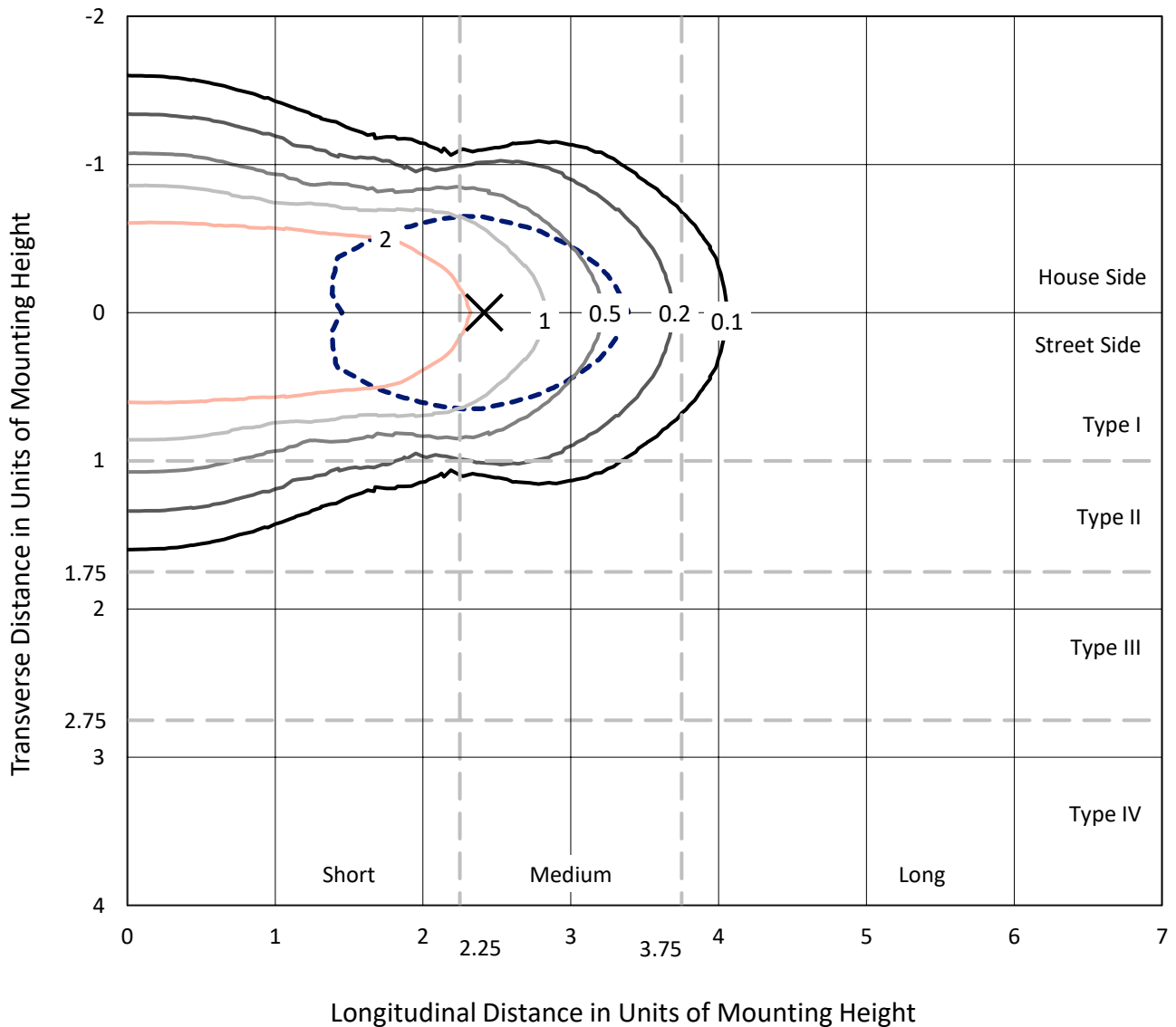
Input Watts (W): 125
Input Voltage (V): NR
Input Current (A_{in}): NR
Voltage Rise (V): NR
Power Factor: NR
Total Harmonic Distortion (THDi): NR
Frequency (hertz): 60
Stabilization Time: NR
Operation Time: NR
Ambient Temperature (°C): NR
Test Distance: 24 FT



REPORT NUMBER: P451888
 CATALOG NUMBER: GLAN-SA2D-740-U-T1

Iso-Footcandle Lines of Horizontal Illumination

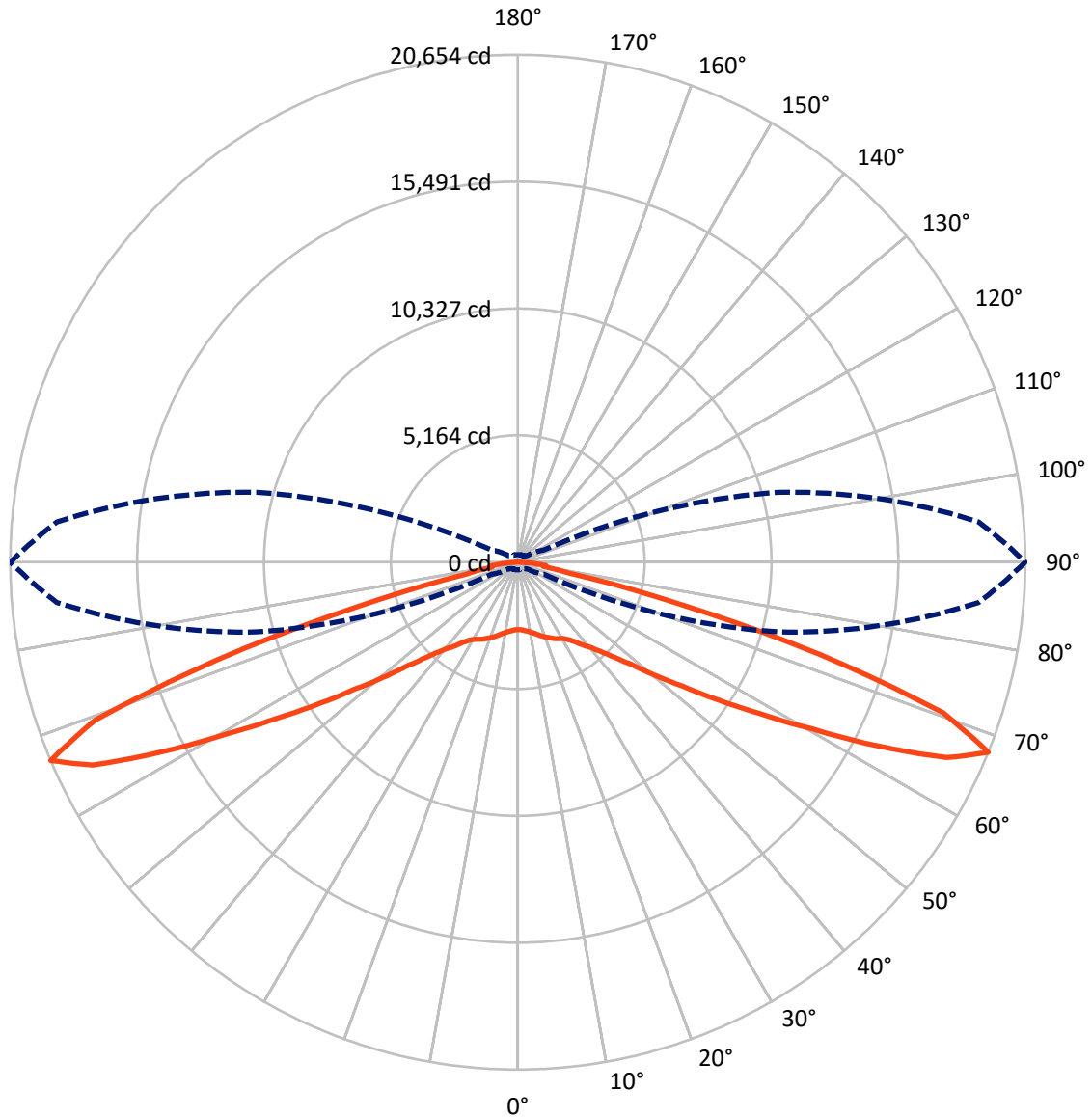
× Max cd
 - - - 1/2 Max cd



Based on 25 foot mounting height. Maximum calculated value = 4.6 fc
 Type I - Short - N/A

REPORT NUMBER: P451888
CATALOG NUMBER: GLAN-SA2D-740-U-T1

Luminous Intensity Polar Plot



— Vertical Plane Through 90-Deg Lateral - - - Horizontal Cone Through 67.5-Deg Vertical

REPORT NUMBER: P451888

CATALOG NUMBER: GLAN-SA2D-740-U-T1

FLUX DISTRIBUTION:

		Downward	Upward	Total
House Side	Lumens	7764.5	0.0	7764.5
	% Fixture	50.0	0.0	50.0
Street Side	Lumens	7764.5	0.0	7764.5
	% Fixture	50.0	0.0	50.0
Total	Lumens	15529.0	0.0	15529.0
	% Fixture	100.0	0.0	100.0

Coefficient of Utilization

ZONAL LUMENS:

Zone	Lumens	% Fixture
0°-10°	274.1	1.8
10°-20°	876.9	5.6
20°-30°	1467.8	9.5
30°-40°	1988.4	12.8
40°-50°	2518.7	16.2
50°-60°	3146.5	20.3
60°-70°	3698.5	23.8
70°-80°	1414.8	9.1
80°-90°	143.3	0.9
90°-100°	0.0	0.0
100°-110°	0.0	0.0
110°-120°	0.0	0.0
120°-130°	0.0	0.0
130°-140°	0.0	0.0
140°-150°	0.0	0.0
150°-160°	0.0	0.0
160°-170°	0.0	0.0
170°-180°	0.0	0.0
0°-90°	15529.0	100.0
0°-180°	15529.0	100.0



REPORT NUMBER: P451888

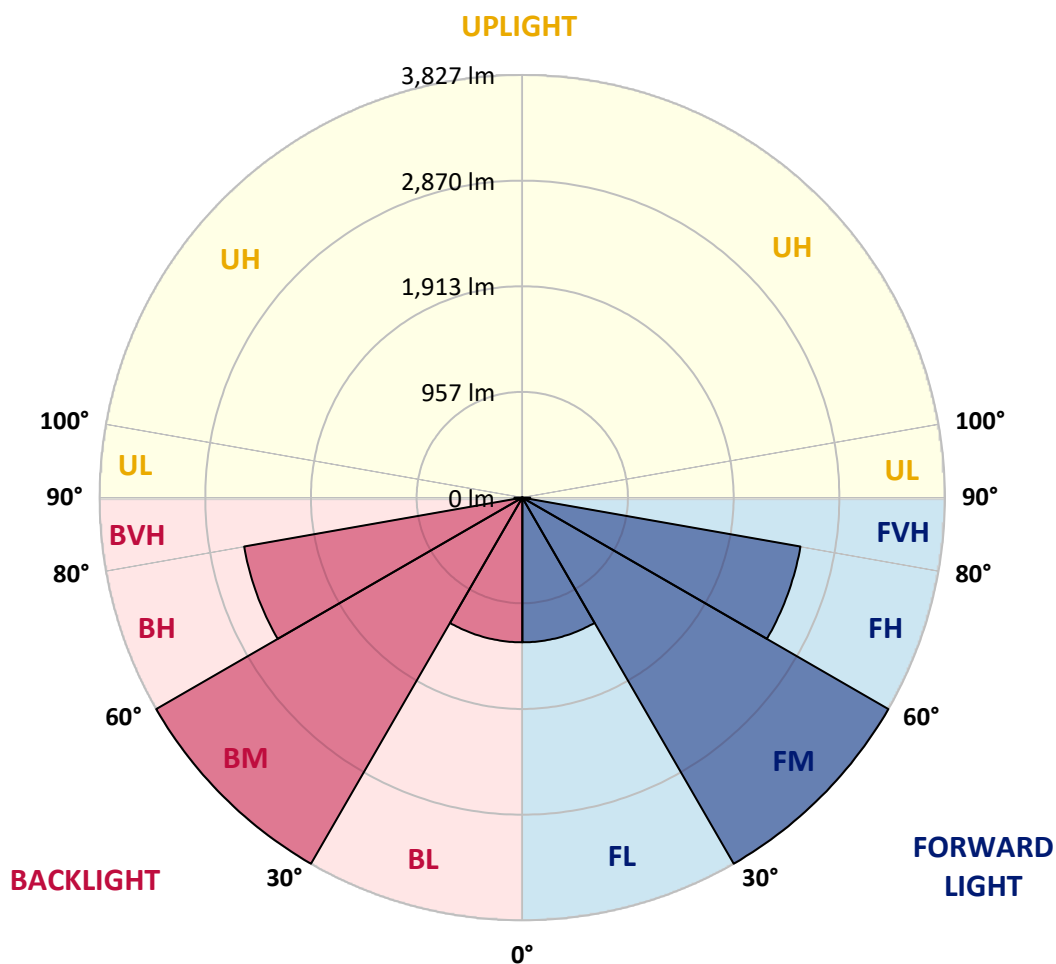
CATALOG NUMBER: GLAN-SA2D-740-U-T1

LUMINAIRE CLASSIFICATION SYSTEM LUMEN TABLE AND BUG RATING:

Zone		Lumens	% Fixture	Zone Rating/Lumen Limit		
				B	U	G
FL	(0°-30°)	1309.4	8.4			
FM	(30°-60°)	3826.8	24.6			
FH	(60°-80°)	2556.7	16.5			G2/5000
FVH	(80°-90°)	71.7	0.5			G1/100
BL	(0°-30°)	1309.4	8.4	B3/2500		
BM	(30°-60°)	3826.8	24.6	B3/5000		
BH	(60°-80°)	2556.7	16.5	B4/5000		G4/5000
BVH	(80°-90°)	71.7	0.5			G1/100
UL	(90°-100°)	0.0	0.0		U0/0	
UH	(100°-180°)	0.0	0.0		U0/0	

BUG Rating: B4-U0-G4

Type I Short





REPORT NUMBER: P451888
 CATALOG NUMBER: GLAN-SA2D-740-U-T1

CANDELA DISTRIBUTION (FULL):

	0°	5°	15°	25°	35°	45°	55°	65°	75°	85°	90°
0°	2749.1	2749.1	2749.1	2749.1	2749.1	2749.1	2749.1	2749.1	2749.1	2749.1	2749.1
2.5°	2784.4	2782.7	2783.5	2782.7	2785.2	2783.5	2773.2	2764.6	2757.7	2758.6	2756.0
5°	2843.7	2844.6	2845.4	2841.1	2847.1	2843.7	2827.4	2813.6	2799.9	2794.7	2793.0
7.5°	2892.7	2897.0	2899.6	2903.9	2914.2	2914.2	2905.6	2885.8	2855.7	2838.5	2837.7
10°	2941.7	2945.2	2952.9	2966.7	2983.9	3000.2	2996.8	2970.1	2931.4	2902.2	2895.3
12.5°	2958.9	2963.2	2989.0	3028.6	3067.3	3099.1	3099.1	3077.6	3027.7	2983.0	2970.1
15°	2898.7	2906.5	2952.9	3037.2	3138.7	3208.3	3223.8	3193.7	3140.4	3071.6	3056.1
17.5°	2779.2	2798.1	2866.1	2990.7	3159.3	3303.8	3348.5	3333.9	3265.1	3177.3	3159.3
20°	2651.1	2671.7	2744.0	2909.1	3142.1	3359.6	3489.5	3492.9	3407.8	3280.5	3253.9
22.5°	2510.1	2525.5	2618.4	2811.9	3090.5	3372.5	3610.7	3670.1	3554.8	3383.7	3345.9
25°	2351.8	2369.0	2466.2	2675.2	2993.3	3357.9	3721.7	3852.4	3708.8	3493.8	3445.6
27.5°	2200.5	2207.4	2311.4	2523.8	2865.2	3320.1	3803.4	4020.1	3879.0	3584.9	3523.9
30°	2055.2	2071.5	2163.5	2373.3	2718.2	3246.1	3873.9	4211.0	4062.2	3680.4	3602.1
32.5°	1901.3	1921.0	2020.8	2233.2	2571.1	3135.2	3916.9	4419.9	4317.6	3835.2	3751.8
35°	1753.3	1766.2	1866.9	2073.2	2427.5	3006.2	3924.6	4655.5	4646.9	4069.9	3959.0
37.5°	1602.0	1620.9	1722.4	1920.2	2275.3	2869.5	3885.9	4905.8	5044.2	4395.8	4276.3
40°	1456.7	1473.0	1572.8	1772.3	2102.5	2702.7	3793.9	5134.5	5507.7	4731.2	4561.8
42.5°	1298.5	1302.8	1412.0	1614.9	1933.1	2509.2	3661.5	5338.3	6024.5	5180.9	4970.3
45°	1118.7	1129.9	1231.4	1430.9	1738.7	2292.5	3481.8	5506.8	6679.7	5804.4	5517.2
47.5°	939.0	948.5	1041.3	1238.3	1526.3	2044.0	3204.9	5654.7	7352.2	6596.3	6219.7
50°	763.6	768.8	844.4	1019.0	1287.3	1782.6	2861.8	5702.0	8112.3	7717.6	7237.0
52.5°	603.7	611.4	669.0	805.7	1031.9	1473.9	2491.1	5585.1	8999.8	9047.1	8369.5
55°	489.3	491.9	534.9	635.5	806.6	1150.6	2044.0	5259.2	9954.3	10750.5	9886.3
57.5°	421.4	423.1	447.2	503.0	620.9	867.6	1585.7	4642.6	10811.6	12746.4	11635.4
60°	382.7	383.5	397.3	430.0	491.9	665.6	1135.9	3772.4	11657.7	14967.5	13809.2
62.5°	358.6	358.6	368.0	386.1	416.2	510.8	822.9	2721.6	12237.3	17221.3	16488.7
65°	335.4	335.4	342.2	355.1	371.5	417.9	608.0	1774.8	12222.7	18862.9	19183.6
67.5°	308.7	308.7	313.9	326.8	336.2	359.4	469.5	1162.6	10979.3	18826.8	20654.1
70°	276.9	276.9	283.8	294.9	302.7	317.3	370.6	795.4	8065.9	16075.1	18368.4
72.5°	245.1	245.9	250.2	261.4	267.4	276.0	307.8	557.2	4947.9	10945.7	12843.5
75°	209.8	211.5	215.8	227.0	232.2	235.6	259.7	397.3	2503.2	5901.5	6719.3
77.5°	169.4	172.8	175.4	187.5	190.9	196.1	214.1	287.2	1099.0	2120.5	2139.4
80°	123.8	128.1	135.9	147.0	149.6	153.1	163.4	203.8	497.9	968.3	1051.7
82.5°	91.1	97.2	87.7	102.3	102.3	98.0	115.2	136.7	228.7	958.8	1147.1
85°	49.9	50.7	45.6	52.5	55.9	55.0	61.1	67.1	110.9	639.8	659.5
87.5°	12.0	12.9	13.8	16.3	19.8	19.8	21.5	18.9	36.1	207.2	118.7
90°	0.0	0.0	0.0	0.0	0.0	0.0	0.0	0.0	0.0	0.0	0.0

(END OF REPORT)